

Date : August 11, 2015

The Manager  
Dept. of Corporate Services  
BSE Limited  
Phiroze Jeejeebhoy Towers  
Dalal Street, Mumbai 400 001  
Telephone: 2272 8013 / 8015 / 8058  
Fax : 2272 2037 / 39 / 41 / 3121/ 3719  
Email. : [corp.relations@bseindia.com](mailto:corp.relations@bseindia.com) /  
[corp.compliance@bseindia.com](mailto:corp.compliance@bseindia.com)  
**BSE Scrip Code : 532939**

The Asst Vice President  
Listing Department  
National Stock Exchange of India Ltd  
Exchange Plaza, C-1, Block G  
Bandra-Kurla Complex, Bandra (East)  
Mumbai 400 051  
Telephone: 2659 8235 / 8236 / 8458  
Fax : 2659 8237/38 / 66418124 / 25  
Email : [cm1ist@nse.co.in](mailto:cm1ist@nse.co.in) / [neaps@nse.co.in](mailto:neaps@nse.co.in)  
**NSE Symbol : RPOWER**

Dear Sirs,

**Sub. : Unaudited financial Results (both stand-alone and consolidated) for the first quarter ended June 30, 2015 of the Financial year 2015-16**

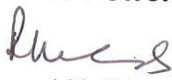
In terms of the Listing Agreement entered into with you, we would inform that the Board of Directors at their meeting held on August 11, 2015, has approved the unaudited Financial Results (both stand-alone and consolidated) of the Company for the first quarter ended June 30, 2015 of the Financial year 2015-16.

The Financial Results will be published in Newspapers as required under the Listing Agreement. A copy of the Press Release issued on the above is enclosed.

The Limited Review Report issued by the Statutory Auditors of the Company on the Standalone Financial Results for the quarter ended June 30, 2015, is also attached.

Thanking you

Yours faithfully  
**For Reliance Power Limited**

  
Ramaswami Kalidas  
Company Secretary & Manager



Encl.: as above


Y/11

**Statement of Unaudited Consolidated Financial Results for the Quarter Ended June 30, 2015****PART-I**

Sr. No.	Particulars	Quarter ended			Rupees in Lakhs
		June 30, 2015	March 31, 2015	June 30, 2014	Year ended March 31, 2015
		Unaudited	Unaudited	Unaudited	Audited
1 (a)	Net Sales / Income from Operation	275,087	158,493	175,307	685,065
1 (b)	Other Operating Income	1,702	5,068	-	5,277
	<b>Total Income from operations</b>	<b>276,789</b>	<b>163,561</b>	<b>175,307</b>	<b>690,342</b>
2	Expenditure				
	(a) Cost of Operations	5,292	3,993	2,102	11,686
	(b) Power and fuel	132,834	80,741	104,723	398,251
	(c) Employee Benefit Expense	3,897	1,025	1,975	6,559
	(d) Depreciation / Amortisation	25,105	11,942	13,317	52,371
	(e) Other Expenses	17,808	5,210	3,041	15,277
	<b>Total Expenditure</b>	<b>184,936</b>	<b>102,911</b>	<b>125,158</b>	<b>484,144</b>
3	<b>Profit from Operations before Other Income, Finance cost and Exceptional Items (1-2)</b>	<b>91,853</b>	<b>60,650</b>	<b>50,149</b>	<b>206,198</b>
4	Other Income	9,576	4,516	5,743	29,858
5	<b>Profit from ordinary activities before Finance Costs and Exceptional Items (3+4)</b>	<b>101,429</b>	<b>65,166</b>	<b>55,892</b>	<b>236,056</b>
6	Finance Cost	57,566	28,581	25,768	107,420
7	<b>Profit from ordinary activities after Finance Cost but before Exceptional Items (5-6)</b>	<b>43,863</b>	<b>36,585</b>	<b>30,124</b>	<b>128,636</b>
8	Exceptional Items	-	-	-	-
9	<b>Profit from Ordinary activities before Tax (7-8)</b>	<b>43,863</b>	<b>36,585</b>	<b>30,124</b>	<b>128,636</b>
10	Tax Expenses	9,429	8,938	5,689	25,804
11	<b>Net Profit from ordinary activities after Tax (9-10)</b>	<b>34,434</b>	<b>27,647</b>	<b>24,435</b>	<b>102,832</b>
12	Extraordinary Items	-	-	-	-
13	<b>Net Profit for the period (11-12)</b>	<b>34,434</b>	<b>27,647</b>	<b>24,435</b>	<b>102,832</b>
14	Share of Profit / (Loss) of associates	-	-	-	-
15	Minority Interest	-	-	-	-
16	<b>Net Profit after Taxes, Minority Interest and Share of Profit / (Loss) of associates (13+14-15)</b>	<b>34,434</b>	<b>27,647</b>	<b>24,435</b>	<b>102,832</b>
17	Paid-up Equity Share Capital (Face Value of Rs. 10 per Share)	280,513	280,513	279,663	280,513
18	Reserves (excluding Revaluation Reserve)				1,782,686
19	Earnings Per Share Basic & Diluted (of Rs. 10 each)				
	(a) Basic (Rs.)	1.23*	0.99*	0.87*	3.68
	(b) Diluted (Rs.)	1.23*	0.99*	0.87*	3.68
	*Not annualised				

**PART-II**

A	<b>PARTICULARS OF SHAREHOLDING</b>				
1	Public Shareholding				
	- Number of Shares	701,731,462	701,731,462	701,731,462	701,731,462
	- Percentage of Shareholding	25.02%	25.02%	25.02%	25.02%
2	Promoters and Promoters group Shareholding				
a)	Pledged / Encumbered				
	- Number of Shares	955,099,933	731,222,318	187,500,000	731,222,318
	- Percentage of Shares (as a % of the total shareholding of promoter and promoter group)	45.41%	34.76%	8.91%	34.76%
	- Percentage of Shares (as a % of the total share capital of the Company)	34.04%	26.07%	6.68%	26.07%
b)	Non-encumbered				
	- Number of Shares	1,148,295,071	1,372,172,686	1,915,895,004	1,372,172,686
	- Percentage of Shares (as a % of the total shareholding of promoter and promoter group)	54.59%	65.24%	91.09%	65.24%
	- Percentage of Shares (as a % of the total share capital of the Company)	40.94%	48.92%	68.30%	48.92%
B	<b>INVESTOR COMPLAINTS</b>				
	Pending at the beginning of the quarter	Nil			
	Received during the quarter	17			
	Disposed off during the quarter	17			
	Remaining unresolved at the end of the quarter	Nil			



2/11



# RELIANCE POWER LIMITED

## Unaudited Consolidated Segment wise Revenue, Results and Capital Employed for the Quarter Ended June 30, 2015

	Rupees in lakhs			
	Quarter ended		Year ended	
	June 30, 2015	March 31, 2015	June 30, 2014	March 31, 2015
<b>Segment Revenue</b>	<b>Unaudited</b>	<b>Unaudited</b>	<b>Unaudited</b>	<b>Audited</b>
a) Power Generation	276,788	158,493	175,307	685,274
b) Others	-	-	-	-
<b>Total</b>	<b>276,788</b>	<b>158,493</b>	<b>175,307</b>	<b>685,274</b>
<b>Segment Result</b>				
Profit before interest and Tax				
a) Power Generation	96,017	55,619	52,475	202,454
b) Others	-	-	-	-
<b>Total</b>	<b>96,017</b>	<b>55,619</b>	<b>52,475</b>	<b>202,454</b>
Less : Interest Expenses	(57,566)	(28,581)	(25,768)	(107,420)
Add : Other Unallocable Income net off Unallocable expenditure	5,412	9,547	3,417	33,602
<b>Profit before Tax</b>	<b>43,863</b>	<b>36,585</b>	<b>30,124</b>	<b>128,636</b>
<b>Capital Employed</b>				
(Segment Assets - Segment Liabilities)				
a) Power Generation	1,868,996	1,842,154	1,765,752	1,842,154
b) Others	-	-	1,425	-
c) Unallocable	228,788	221,196	204,259	221,196
<b>Total Capital Employed</b>	<b>2,097,784</b>	<b>2,063,350</b>	<b>1,971,436</b>	<b>2,063,350</b>



Notes:

1. The aforesaid consolidated financial results for Reliance Power Limited and its subsidiaries ('Group') were reviewed by the Audit Committee of the Board and subsequently approved by the Board of Directors of the Company at its meeting held on August 11, 2015.
2. The figures for the previous period/ year end are re-classified/ re-grouped, wherever necessary.
3. The Group operates in two business segments i.e. Power Generation and Associated Business Activities (termed as "Others"). Associated Business Activities includes project management, supervision and support services for generation and allied processes. Business segment has been identified as separable primary segment in accordance with Accounting Standard 17 'Segment Reporting' as prescribed under Companies (Accounting Standards) Rules, 2006, taking into account the organisational and internal reporting structure as well as evaluation of risk and return for these segments.
4. Unaudited financial results of Reliance Power Limited (Standalone) are as under :

Particulars	Quarter ended (Unaudited)			Rupees in Lakhs Year ended (Audited)
	June 30, 2015	March 31, 2015	June 30, 2014	March 31, 2015
Revenue	2,248	3,292	3,990	13,620
Profit Before Tax	919	598	724	2,832
Profit After Tax	729	390	724	2,510

5. The Company has opted to publish the consolidated financial results, pursuant to option made available as per clause 41 of the Listing Agreement. The financial results of the Parent Company for the quarter ended June 30, 2015 are available on the Company's website viz; [www.reliancepower.co.in](http://www.reliancepower.co.in) and on the website of BSE [www.bseindia.com](http://www.bseindia.com) and NSE [www.nseindia.com](http://www.nseindia.com).

For and on behalf of the Board of Directors



Place: Mumbai  
Date: August 11, 2015



Anil D. Ambani  
Chairman

4/11



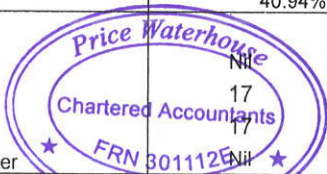
## Statement of Standalone Unaudited Financial Results for the Quarter Ended June 30, 2015

### PART-I

Sr. No.	Particulars	Rupees in Lakhs			
		Quarter ended June 30, 2015	Quarter ended March 31, 2015	Quarter ended June 30, 2014	Year ended March 31, 2015
		Unaudited	Unaudited	Unaudited	Audited
1 (a)	Net Sales / Income from Operations	1,394	560	3,857	8,290
1 (b)	Other Operating Income	854	2,732	133	5,330
	<b>Total Income from Operation</b>	<b>2,248</b>	<b>3,292</b>	<b>3,990</b>	<b>13,620</b>
2	Expenditure				
	(a) Cost of Traded Goods	-	-	2,441	3,768
	(b) Employee Benefit Expense	524	828	615	3,632
	(c) Legal and Professional Expenses	1,076	1,016	603	3,111
	(d) Depreciation / Amortisation	428	519	528	1,987
	(e) Other Expenses	615	1,030	541	2,626
	<b>Total Expenses</b>	<b>2,643</b>	<b>3,393</b>	<b>4,728</b>	<b>15,124</b>
3	<b>Profit / (Loss) from Operations before Other Income, Interest and Exceptional Items (1-2)</b>	<b>(395)</b>	<b>(101)</b>	<b>(738)</b>	<b>(1,504)</b>
4	Other Income (net)	5,666	5,367	6,081	23,312
5	<b>Profit from ordinary activities before Finance Costs and Exceptional Items (3+4)</b>	<b>5,271</b>	<b>5,266</b>	<b>5,343</b>	<b>21,808</b>
6	Finance Cost	4,352	4,668	4,619	18,976
7	<b>Profit from ordinary activities after Finance Cost but before Exceptional Items (5-6)</b>	<b>919</b>	<b>598</b>	<b>724</b>	<b>2,832</b>
8	Exceptional Items	-	-	-	-
9	<b>Profit from Ordinary activities before Tax (7+8)</b>	<b>919</b>	<b>598</b>	<b>724</b>	<b>2,832</b>
10	Tax Expenses	190	208	-	322
11	<b>Net Profit from ordinary activities after Tax (9-10)</b>	<b>729</b>	<b>390</b>	<b>724</b>	<b>2,510</b>
12	Extraordinary Items	-	-	-	-
13	<b>Net Profit for the period (11-12)</b>	<b>729</b>	<b>390</b>	<b>724</b>	<b>2,510</b>
14	Paid-up Equity Share Capital (Face Value of Rs. 10 per Share)	280,513	280,513	279,663	280,513
15	Reserves (excluding Revaluation Reserve)				1,417,603
16	Earnings Per Share : Basic & Diluted (Rs.)	0.03*	0.01*	0.03*	0.09
	*Not annualised				

### PART-II

A	<b>PARTICULARS OF SHAREHOLDING</b>				
1	Public Shareholding				
	- Number of Shares	701,731,462	701,731,462	701,731,462	701,731,462
	- Percentage of Shareholding	25.02%	25.02%	25.02%	25.02%
2	Promoters and Promoters group Shareholding				
a)	Pledged / Encumbered				
	- Number of Shares	955,099,933	731,222,318	187,500,000	731,222,318
	- Percentage of Shares (as a % of the total shareholding of promoter and promoter group)	45.41%	34.76%	8.91%	34.76%
	- Percentage of Shares (as a % of the total share capital of the Company)	34.04%	26.07%	6.68%	26.07%
b)	Non-encumbered				
	- Number of Shares	1,148,295,071	1,372,172,686	1,915,895,004	1,372,172,686
	- Percentage of Shares (as a % of the total shareholding of promoter and promoter group)	54.59%	65.24%	91.09%	65.24%
	- Percentage of Shares (as a % of the total share capital of the Company)	40.94%	48.92%	68.30%	48.92%
B	<b>INVESTOR COMPLAINTS</b>				
	Pending at the beginning of the quarter	Nil			
	Received during the quarter	17			
	Disposed off during the quarter	17			
	Remaining unresolved at the end of the quarter	Nil			



**Reliance Power Limited**  
**Unaudited Standalone Segment wise Revenue, Results and Capital Employed**  
**for the Quarter Ended June 30, 2015**

Particulars	Rupees in Lakhs			
	Quarter ended June 30, 2015 Unaudited	Quarter ended March 31, 2015 Unaudited	Quarter ended June 30, 2014 Unaudited	Year ended March 31, 2015 Audited
<b>Segment Revenue</b>				
a) Power Generation	2,141	559	1,416	4,522
b) Others	107	2,733	2,574	9,098
<b>Total</b>	<b>2,248</b>	<b>3,292</b>	<b>3,990</b>	<b>13,620</b>
<b>Segment Result</b>				
Profit before interest and tax				
a) Power Generation	1,603	126	1,053	2,617
b) Others	-	-	-	-
<b>Total</b>	<b>1,603</b>	<b>126</b>	<b>1,053</b>	<b>2,617</b>
Less: Interest and Finance Charges	(4,352)	(4,668)	(4,619)	(18,976)
Add: Other Unallocable Income net off Unallocable expenditure	3,668	5,140	4,290	19,191
<b>Profit before Tax</b>	<b>919</b>	<b>598</b>	<b>724</b>	<b>2,832</b>
<b>Capital Employed</b> <b>(Segment Assets - Segment Liabilities)</b>				
a) Power Generation	12,447	11,557	20,660	11,557
b) Others	4,969	4,969	(1,725)	4,969
c) Unallocable	1,682,320	1,681,590	1,662,806	1,681,590
<b>Total Capital Employed</b>	<b>1,699,736</b>	<b>1,698,116</b>	<b>1,681,741</b>	<b>1,698,116</b>



11/9



Notes:

1. The aforesaid standalone financial results were reviewed by the Audit Committee of the Board and subsequently approved by the Board of Directors of the Company at its meeting held on August 11, 2015. The Statutory Auditors of the company have conducted a Limited Review of the same.
2. The Company operates in two business segments i.e. Power Generation and Associated Business Activities (termed as "Others"). Associated Business Activities include project management, supervision and support services for generation and allied processes. Business segment has been identified as separable primary segment in accordance with Accounting Standard 17 'Segment Reporting' as prescribed under Companies (Accounting Standards) Rules, 2006, taking into account the organisational and internal reporting structure as well as evaluation of risk and return for these segments.
3. The current tax provision for the quarter ended June 30, 2015 is calculated considering the effective tax rate based on the estimated profit for the year.
4. The Preference shares issued by the Company's wholly owned subsidiary, Jharkhand Integrated Power Limited, have been early redeemed during the quarter, upon exercise of the option for their early redemption available under the terms and conditions of their issue. The profit of Rs.12,216 lakhs on redemption of the said shares net of Rs. 12,139 lakhs towards estimated loss on preference shares of another wholly owned Subsidiary, Rajasthan Sun Technique Energy Private Limited, has been disclosed as part of "Other income" of the Company.
5. The figures for the previous periods/ year are re-classified/ re-grouped, wherever necessary.

For and on behalf of the Board of Directors



Place: Mumbai  
Date: August 11, 2015

Anil D. Ambani  
Chairman



7/11

## MEDIA RELEASE

### Q1FY2015-16 HIGHLIGHTS

**TOTAL INCOME OF ₹ 2,864 CRORE (US\$ 449 MILLION), UP 58 %**

**EBITDA OF ₹ 1,170 CRORE (US\$ 183 MILLION), UP 79%**

**NET PROFIT OF ₹ 344 CRORE (US\$ 54 MILLION), UP 41%**

**TOTAL OPERATING CAPACITY OF NEARLY 6,000 MW**

**1,200 MW ROSA POWER PLANT IN UTTAR PRADESH**

- OPERATED AT AVAILABILITY OF 98.6%

**600 MW BUTIBORI POWER PLANT IN MAHARASHTRA**

- OPERATED AT AVAILABILITY OF 102%

- **300 MW UNIT COMPLETES 310 DAYS OF CONTINUOUS OPERATIONS**

**3,960 MW SASAN ULTRA MEGA POWER PROJECT (UMPP) IN MADHYA PRADESH**

- **FIRST QUARTER OF FULL OPERATIONS AFTER PROJECT COMMISSIONING**

- **REACHED AVAILABILITY OF 100%**

**IN THE FIRST QUARTER OF FULL OPERATIONS**

**40 MW SOLAR PV PLANT IN RAJASTHAN**

- **OPERATED AT AVAILABILITY OF 99.5%**

**45 MW WIND CAPACITY IN MAHARASHTRA**

- **OPERATED AT AVAILABILITY OF 95%**



8/11



**Mumbai, August 11, 2015: Reliance Power Limited, a Reliance Group company, today announced its financial results for the quarter ended June 30, 2015. The company's Board of Directors approved the financial results at its meeting here today.**

**Performance highlights include:**

	<b>Q1 FY15-16</b>	<b>Q1 FY14-15</b>
Operating Revenues	₹ 2,768 crore (US\$ 434 million)	₹ 1,753 crore (US\$ 292 million)
Other Income	₹ 96 crore (US\$ 15 million)	₹ 57 crore (US\$ 9 million)
Total Income	₹ 2864 crore (US\$ 449 million)	₹ 1,811 crore (US\$ 301 million)
Net Profit	₹ 344 crore (US\$ 54 million)	₹ 244 crore (US\$ 41 million)

**Q1FY2015-16 HIGHLIGHTS**

**Operating Capacities**

- The Rosa Power Plant in UP generated 2141 million units operating at a availability of 98.6% and a PLF of 81.7%
- The Butibori Power Plant in Maharashtra, generated 1075 million units, at 102% availability and 82.1% PLF
- The Sasan UMPP in Madhya Pradesh generated 6,948 million units. The plant reached an availability of 100% in the very first quarter of its full operations.
- The 40 MW Dhursar Solar PV plant in Rajasthan generated 18.46 million units at availability of 99.5%
- The 45 MW Wind capacity in Vashpet, Maharashtra generated 24.04 million units at availability of 95%.
- 100 MW Concentrated Solar Power (CSP) project at Dhursar, Rajasthan, the largest CSP plant under government's National Solar Mission, has commenced power generation. It is the world's largest CSP plant based on CLFR technology.



9/11



**About Reliance Power:**

Reliance Power Limited, a part of the Reliance Group, is India's leading private sector power generation and coal resources company. The company has the largest portfolio of power projects in the private sector, based on coal, gas, hydro and renewable energy, with an operating portfolio of 5,945 megawatts.

For more information, please visit [www.reliancepower.co.in](http://www.reliancepower.co.in)

**For further information please contact:**

Daljeet Singh +91 9312014099





To  
The Board of Directors  
Reliance Power Limited  
H-Block, 1st Floor,  
Dhirubhai Ambani Knowledge City,  
Koperkhairane,  
Navi Mumbai – 400710.

1. We have reviewed the results of Reliance Power Limited (the “Company”) for the quarter ended June 30, 2015 which are included in the ‘Statement of standalone unaudited financial results for the quarter ended June 30, 2015’ (the “Statement”), except for the disclosures regarding ‘Public Shareholding’ and ‘Promoter and Promoter Group Shareholding’ which have been traced from disclosures made by the Management but have neither been reviewed nor been audited by us. The Statement has been prepared by the Company pursuant to Clause 41 of the Listing Agreement with the Stock Exchanges in India, which has been initialled by us for identification purposes. This Statement is the responsibility of the Company’s management and has been approved by the Board of Directors. Our responsibility is to issue a report on the Statement based on our review.
2. We conducted our review in accordance with the Standard on Review Engagement (SRE) 2410, “Review of Interim Financial Information Performed by the Independent Auditor of the Entity” issued by the Institute of Chartered Accountants of India. This Standard requires that we plan and perform the review to obtain moderate assurance as to whether the financial statements are free of material misstatement.
3. A review is limited primarily to inquiries of company personnel and analytical procedures applied to financial data and thus provides less assurance than an audit. We have not performed an audit and, accordingly, we do not express an audit opinion.
4. We have only traced the disclosures regarding ‘Public Shareholding’ and ‘Promoter and Promoter Group Shareholding’ in the Statement from the disclosures made by the Management and are, therefore, not expressing a review opinion thereon.
5. Based on our review conducted as above, nothing has come to our attention that causes us to believe that the Statement has not been prepared in all material respects in accordance with the applicable Accounting Standards notified pursuant to the Companies (Accounting Standards) Rules, 2006 as per Section 133 of the Companies Act, 2013 read with Rule 7 of the Companies (Accounts) Rules, 2014 and other recognised accounting practices and policies, and has not disclosed the information required to be disclosed in terms of Clause 41 of the Listing Agreement including the manner in which it is to be disclosed, or that it contains any material misstatement.

For **Price Waterhouse**  
Chartered Accountants  
Firm Registration Number: 301112E

*U. A. Shah*

**Uday Shah**  
Partner  
Membership Number: 46061

Place: Mumbai  
Date: August 11, 2015

For **Chaturvedi & Shah**  
Chartered Accountants  
Firm Registration Number: 101720W

*Vijay Napawaliya*

**Vijay Napawaliya**  
Partner  
Membership Number: 109859

Place: Mumbai  
Date: August 11, 2015



11/11