

# FORM NO. MGT-7

[Pursuant to sub-Section(1) of section 92 of the Companies Act, 2013 and sub-rule (1) of rule 11 of the Companies (Management and Administration) Rules, 2014]



सत्यमेव जयते

## Annual Return (other than OPCs and Small Companies)

Form language ☒ English ☐ Hindi

Refer the instruction kit for filing the form.

### I. REGISTRATION AND OTHER DETAILS

(i) \* Corporate Identification Number (CIN) of the company

L40101MH1995PLC084687

Pre-fill

Global Location Number (GLN) of the company

\* Permanent Account Number (PAN) of the company

AAACR2365L

(ii) (a) Name of the company

RELIANCE POWER LIMITED

(b) Registered office address

Reliance Centre, Ground Floor, 19, Walchand Hirachand Marg  
, Ballard Estate,  
Mumbai  
Mumbai City  
Maharashtra  
400001



(c) \*e-mail ID of the company

rpower.mcafilling@relianceada



(d) \*Telephone number with STD code

02243031000

(e) Website

www.reliancepower.co.in

(iii) Date of Incorporation

17/01/1995

(iv)	Type of the Company	Category of the Company	Sub-category of the Company
	Public Company	Company limited by shares	Indian Non-Government company

(v) Whether company is having share capital

☒ Yes

☐ No

(vi) \*Whether shares listed on recognized Stock Exchange(s)

☒ Yes

☐ No

(a) Details of stock exchanges where shares are listed

S. No.	Stock Exchange Name	Code
1	BSE Limited	1
2	National Stock Exchange of India Limited	1,024

(b) CIN of the Registrar and Transfer Agent

L72400TG2017PLC117649

Pre-fill

Name of the Registrar and Transfer Agent

KFIN TECHNOLOGIES LIMITED

Registered office address of the Registrar and Transfer Agents

Selenium, Tower B, Plot No- 31 & 32, Financial District, N  
anakramguda, Serili ngampally NA

(vii) \*Financial year From date 01/04/2023 (DD/MM/YYYY) To date 31/03/2024 (DD/MM/YYYY)

(viii) \*Whether Annual general meeting (AGM) held ☐ Yes ☒ No

(a) If yes, date of AGM

(b) Due date of AGM

30/09/2024

(c) Whether any extension for AGM granted

☐ Yes ☒ No

(f) Specify the reasons for not holding the same

AGM will be held on Saturday, August 03, 2024 at 12.00 Noon (IST)

## II. PRINCIPAL BUSINESS ACTIVITIES OF THE COMPANY

\*Number of business activities

0

S.No	Main Activity group code	Description of Main Activity group	Business Activity Code	Description of Business Activity	% of turnover of the company
1					












## III. PARTICULARS OF HOLDING, SUBSIDIARY AND ASSOCIATE COMPANIES (INCLUDING JOINT VENTURES)

\*No. of Companies for which information is to be given

39

Pre-fill All

S.No	Name of the company	CIN / FCRN	Holding/ Subsidiary/Associate/ Joint Venture	% of shares held
1	SASAN POWER LIMITED	U40102MH2006PLC190557	Subsidiary	100
2	ROSA POWER SUPPLY COMPAN +	U31101MH1994PLC243148	Subsidiary	100
3	SAMALKOT POWER LIMITED	U40103MH2010PLC206084	Subsidiary	100
4	COASTAL ANDHRA POWER LIM +	U40102MH2006PLC188622	Subsidiary	100
5	MAHARASHTRA ENERGY GENE +	U67190MH2005PLC154361	Subsidiary	100
6	CHITRANGI POWER PRIVATE LI +	U40101MH2007PTC173904	Subsidiary	100
7	RELIANCE NEO ENERGIES PRIV +	U10101MH2010PTC209925	Subsidiary	75
8	SIYOM HYDRO POWER PRIVAT +	U40101MH2007PTC173913	Subsidiary	100
9	TATO HYDRO POWER PRIVATE +	U40102MH2007PTC173907	Subsidiary	100
10	KALAI POWER PRIVATE LIMITE +	U40102MH2007PTC174507	Subsidiary	100
11	URTHING SOBLA HYDRO POW +	U74999UR2007PTC032472	Subsidiary	88.9
12	RELIANCE COAL RESOURCES P +	U85110MH2006PTC165903	Subsidiary	100
13	RELIANCE CLEANGEN LIMITED	U40100MH1995PLC084688	Subsidiary	100
14	RELIANCE GAH2 LIMITED	U74990MH2008PLC186727	Subsidiary	100
15	VIDARBHA INDUSTRIES POWER +	U23209MH2005PLC158371	Subsidiary	100
16	RELIANCE GH2 PRIVATE LIMITE +	U40105MH2010PTC209921	Subsidiary	100
17	RELIANCE WIND POWER PRIVA +	U40106MH2010PTC209942	Subsidiary	100
18	RELIANCE GREEN ENERGIES PR +	U40106MH2010PTC209947	Subsidiary	100
19	RAJASTHAN SUN TECHNIQUE I +	U74990MH2009PTC195625	Subsidiary	100
20	COASTAL ANDHRA POWER INF +	U11100MH2005PLC158364	Subsidiary	100
21	RELIANCE PRIMA LIMITED	U11100MH2008PLC186720	Subsidiary	100
22	ATOS TRADING PRIVATE LIMIT +	U11100MH2010PTC198818	Subsidiary	100
23	TIYARA POWER PRIVATE LIMIT +	U11100MH2010PTC198817	Subsidiary	100
24	RELIANCE NATURAL RESOURC +	U64200MH2000PLC125260	Subsidiary	100

25	DHURSAR SOLAR POWER PRIV. 	U40102MH2000PTC127479	Subsidiary	100
26	Reliance Natural Resources (Sir 		Subsidiary	100
27	TELING HYDRO POWER PRIVATE 	U40101HP2011PTC031650	Subsidiary	100
28	SHANGLING HYDRO POWER PR 	U40101HP2011PTC031648	Subsidiary	100
29	Reliance Power Netherlands BV 		Subsidiary	100
30	PT Heramba Coal Resources		Subsidiary	100
31	PT Avaneesh Coal Resources		Subsidiary	100
32	PT Brayan Bintang Tiga Energi		Subsidiary	100
33	PT Sriwijaya Bintang Tiga Energi 		Subsidiary	100
34	PT Sumukha Coal Services		Subsidiary	99.6
35	Reliance Power Holding FZC U 		Subsidiary	100
36	Reliance Chittagong Power Co 		Subsidiary	100
37	RPL SUN POWER PRIVATE LIMITED 	U40300MH2010PTC209920	Associate	50
38	RPL PHOTON PRIVATE LIMITED 	U40300MH2010PTC209609	Associate	50
39	RPL SUN TECHNIQUE PRIVATE 	U40300MH2010PTC209919	Associate	50

#### IV. SHARE CAPITAL, DEBENTURES AND OTHER SECURITIES OF THE COMPANY

##### (i) \*SHARE CAPITAL

###### (a) Equity share capital

Particulars	Authorised capital	Issued capital	Subscribed capital	Paid up capital
Total number of equity shares	11,000,000,000	4,016,970,966	4,016,970,966	4,016,970,966
Total amount of equity shares (in Rupees)	110,000,000,000	40,169,709,660	40,169,709,660	40,169,709,660

Number of classes

1

Class of Shares	Authorised capital	Issued capital	Subscribed capital	Paid up capital
Equity Share of Rs.10 each.				
Number of equity shares	11,000,000,000	4,016,970,966	4,016,970,966	4,016,970,966
Nominal value per share (in rupees)	10	10	10	10

Total amount of equity shares (in rupees)	110,000,000,000	40,169,709,660	40,169,709,660	40,169,709,660
---	-----------------	----------------	----------------	----------------

**(b) Preference share capital**

Particulars	Authorised capital	Issued capital	Subscribed capital	Paid-up capital
Total number of preference shares	5,000,000,000	0	0	0
Total amount of preference shares (in rupees)	50,000,000,000	0	0	0

Number of classes

1

Class of shares	Authorised capital	Issued capital	Subscribed capital	Paid up capital
Number of preference shares	5,000,000,000	0	0	0
Nominal value per share (in rupees)	10	10	10	10
Total amount of preference shares (in rupees)	50,000,000,000	0	0	0

**(c) Unclassified share capital**

Particulars	Authorised Capital
Total amount of unclassified shares	0

**(d) Break-up of paid-up share capital**

Class of shares	Number of shares			Total nominal amount	Total Paid-up amount	Total premium
<b>Equity shares</b>	Physical	DEMAT	Total			
<b>At the beginning of the year</b>	6,616,932	3,728,589,037	3735205966	37,352,059,373	37,352,059,373	
<b>Increase during the year</b>	0	285,440,269	285440269	2,817,650,000	2,817,650,000	1,891,604,000
i. Public Issues	0	0	0	0	0	0
ii. Rights issue	0	0	0	0	0	0
iii. Bonus issue	0	0	0	0	0	
iv. Private Placement/ Preferential allotment	0	281,765,000	281765000	2,817,650,000	2,817,650,000	1,891,604,000
v. ESOPs	0	0	0	0	0	0
vi. Sweat equity shares allotted	0	0	0	0	0	0
vii. Conversion of Preference share	0	0	0	0	0	0
viii. Conversion of Debentures	0	0	0	0	0	0

ix. GDRs/ADRs	0	0	0	0	0	0
x. Others, specify	0	3,675,269	3675269	0	0	0
Dematerialisation of shares						
<b>Decrease during the year</b>	3,675,269	0	3675269	0	0	0
i. Buy-back of shares	0	0	0	0	0	0
ii. Shares forfeited	0	0	0	0	0	0
iii. Reduction of share capital	0	0	0	0	0	0
iv. Others, specify	3,675,269	0	3675269	0	0	
Dematerialisation of shares						
<b>At the end of the year</b>	2,941,663	4,014,029,3	4016970966	40,169,709,	40,169,709,	
<b>Preference shares</b>						
<b>At the beginning of the year</b>	0	0	0	0	0	
<b>Increase during the year</b>	0	0	0	0	0	0
i. Issues of shares	0	0	0	0	0	0
ii. Re-issue of forfeited shares	0	0	0	0	0	0
iii. Others, specify						
<b>Decrease during the year</b>	0	0	0	0	0	0
i. Redemption of shares	0	0	0	0	0	0
ii. Shares forfeited	0	0	0	0	0	0
iii. Reduction of share capital	0	0	0	0	0	0
iv. Others, specify						
<b>At the end of the year</b>	0	0	0	0	0	

ISIN of the equity shares of the company

INE614G01033

(ii) Details of stock split/consolidation during the year (for each class of shares)

0

Class of shares		(i)	(ii)	(iii)
Before split / Consolidation	Number of shares			
	Face value per share			
After split / Consolidation	Number of shares			
	Face value per share			

**(iii) Details of shares/Debentures Transfers since closure date of last financial year (or in the case of the first return at any time since the incorporation of the company) \***

☒ Nil

[Details being provided in a CD/Digital Media]

☐ Yes ☐ No ☐ Not Applicable

Separate sheet attached for details of transfers

☐ Yes ☐ No

Note: In case list of transfer exceeds 10, option for submission as a separate sheet attachment or submission in a CD/Digital Media may be shown.

Date of the previous annual general meeting		<input type="text"/>	
Date of registration of transfer (Date Month Year)		<input type="text"/>	
Type of transfer	<input type="text"/>	1 - Equity, 2- Preference Shares, 3 - Debentures, 4 - Stock	
Number of Shares/ Debentures/ Units Transferred	<input type="text"/>	Amount per Share/ Debenture/Unit (in Rs.)	<input type="text"/>
Ledger Folio of Transferor		<input type="text"/>	
Transferor's Name	<input type="text"/>	<input type="text"/>	<input type="text"/>
	Surname	middle name	first name
Ledger Folio of Transferee		<input type="text"/>	

Transferee's Name	<input type="text"/>	<input type="text"/>	<input type="text"/>
	Surname	middle name	first name

Date of registration of transfer (Date Month Year)	<input type="text"/>
--	----------------------

Type of transfer	<input type="text"/>	1 - Equity, 2- Preference Shares,3 - Debentures, 4 - Stock
------------------	----------------------	--

Number of Shares/ Debentures/ Units Transferred	<input type="text"/>	Amount per Share/ Debenture/Unit (in Rs.)	<input type="text"/>
---	----------------------	---	----------------------

Ledger Folio of Transferor	<input type="text"/>
----------------------------	----------------------

Transferor's Name	<input type="text"/>	<input type="text"/>	<input type="text"/>
	Surname	middle name	first name

Ledger Folio of Transferee	<input type="text"/>
----------------------------	----------------------

Transferee's Name	<input type="text"/>	<input type="text"/>	<input type="text"/>
	Surname	middle name	first name

**(iv) \*Debentures (Outstanding as at the end of financial year)**

Particulars	Number of units	Nominal value per unit	Total value
Non-convertible debentures	2,500	1000000	2,500,000,000
Partly convertible debentures	0	0	0
Fully convertible debentures	0	0	0
<b>Total</b>			2,500,000,000

**Details of debentures**



Class of debentures	Outstanding as at the beginning of the year	Increase during the year	Decrease during the year	Outstanding as at the end of the year
Non-convertible debentures	2,500,000,000	0	0	2,500,000,000
Partly convertible debentures	0	0	0	0
Fully convertible debentures	0	0	0	0

**(v) Securities (other than shares and debentures)**

0

Type of Securities	Number of Securities	Nominal Value of each Unit	Total Nominal Value	Paid up Value of each Unit	Total Paid up Value
Total					

**V. \*Turnover and net worth of the company (as defined in the Companies Act, 2013)**

**(i) Turnover**

0

**(ii) Net worth of the Company**

137,666,673,552.1

**VI. (a) \*SHARE HOLDING PATTERN - Promoters**


S. No.	Category	Equity		Preference	
		Number of shares	Percentage	Number of shares	Percentage
1.	Individual/Hindu Undivided Family				
	(i) Indian	2,212,425	0.06	0	
	(ii) Non-resident Indian (NRI)	0	0	0	
	(iii) Foreign national (other than NRI)	0	0	0	
2.	Government				
	(i) Central Government	0	0	0	
	(ii) State Government	0	0	0	
	(iii) Government companies	0	0	0	
3.	Insurance companies	0	0	0	
4.	Banks	0	0	0	
5.	Financial institutions	0	0	0	

6.	Foreign institutional investors	0	0	0	
7.	Mutual funds	0	0	0	
8.	Venture capital	0	0	0	
9.	Body corporate (not mentioned above)	931,262,920	23.18	0	
10.	Others	0	0	0	
	<b>Total</b>	933,475,345	23.24	0	0

**Total number of shareholders (promoters)**

9

**(b) \*SHARE HOLDING PATTERN - Public/Other than promoters**

S. No.	Category	Equity		Preference	
		Number of shares	Percentage	Number of shares	Percentage
1.	Individual/Hindu Undivided Family				
	(i) Indian	2,143,872,697	53.37	0	
	(ii) Non-resident Indian (NRI)	51,674,996	1.29	0	
	(iii) Foreign national (other than NRI)	2,648	0	0	
2.	Government				
	(i) Central Government	0	0	0	
	(ii) State Government	200,456	0	0	
	(iii) Government companies	30,448	0	0	
3.	Insurance companies	107,064,547	2.67	0	
4.	Banks	5,306,944	0.13	0	
5.	Financial institutions	78,738,886	1.96	0	
6.	Foreign institutional investors	25,454	0	0	
7.	Mutual funds	8,058,947	0.2	0	
8.	Venture capital	0	0	0	
9.	Body corporate (not mentioned above)	144,622,226	3.6	0	
10.	Others (FPI 522665888+Trust 2065 	543,897,372	13.54	0	

	<b>Total</b>	3,083,495,621	76.76	0	0
--	--------------	---------------	-------	---	---

**Total number of shareholders (other than promoters)** 3,868,218

**Total number of shareholders (Promoters+Public/  
Other than promoters)** 3,868,227

**(c) \*Details of Foreign institutional investors' (FIIs) holding shares of the company**

Name of the FII	Address	Date of Incorporation	Country of Incorporation	Number of shares held	% of shares held

**VII. \*NUMBER OF PROMOTERS, MEMBERS, DEBENTURE HOLDERS**  
(Details, Promoters, Members (other than promoters), Debenture holders)

Details	At the beginning of the year	At the end of the year
Promoters	9	9
Members (other than promoters)	3,219,423	3,868,218
Debenture holders	1	1

**VIII. DETAILS OF DIRECTORS AND KEY MANAGERIAL PERSONNEL**

**(A) \*Composition of Board of Directors**

Category	Number of directors at the beginning of the year		Number of directors at the end of the year		Percentage of shares held by directors as at the end of year	
	Executive	Non-executive	Executive	Non-executive	Executive	Non-executive
<b>A. Promoter</b>	0	0	0	0	0	0
<b>B. Non-Promoter</b>	0	6	0	7	0	0
(i) Non-Independent	0	2	0	3	0	0
(ii) Independent	0	4	0	4	0	0
<b>C. Nominee Directors representing</b>	0	0	0	0	0	0
(i) Banks & FIs	0	0	0	0	0	0
(ii) Investing institutions	0	0	0	0	0	0
(iii) Government	0	0	0	0	0	0
(iv) Small share holders	0	0	0	0	0	0

(v) Others	0	0	0	0	0	0
Total	0	6	0	7	0	0

Number of Directors and Key managerial personnel (who is not director) as on the financial year end date 10

**(B) (i) \*Details of directors and Key managerial personnel as on the closure of financial year**

Name	DIN/PAN	Designation	Number of equity share(s) held	Date of cessation (after closure of financial year : If any)
Shri Sateesh Seth	00004631	Director	29	
Shri Punit Garg	00004407	Director	10,000	
Shri Raja Gopal Krottha +	00019958	Director	0	
Shri Vijay Kumar Sharr +	02449088	Director	0	
Smt. Chhaya Virani	06953556	Director	0	
Smt. Manjari Ashok Ka +	06945359	Director	27	
Shri Ashok Ramaswarr +	00233663	Director	24	
Smt. Ramandeep Kaur +	AJJP2397Q	Company Secretar	25	
Shri Ashok Kumar Pal +	ALEPP1834G	Manager	600	
Shri Ashok Kumar Pal +	ALEPP1834G	CFO	600	

**(ii) Particulars of change in director(s) and Key managerial personnel during the year**

6

Name	DIN/PAN	Designation at the beginning / during the financial year	Date of appointment/ change in designation/ cessation	Nature of change (Appointment/ Change in designation/ Cessation)
Shri Murli Manohar F +	AHOPP7012J	Company Secretary	03/05/2023	Cessation
Shri Murli Manohar F +	AHOPP7012J	Manager	03/05/2023	Cessation
Smt. Ramandeep Ka +	AJJP2397Q	Company Secretary	03/05/2023	Appointment
Shri Ashok Kumar P +	ALEPP1834G	Manager	03/05/2023	Appointment
Shri Punit Garg	00004407	Additional director	03/05/2023	Appointment
Shri Punit Garg	00004407	Director	28/07/2023	Change in designation

**IX. MEETINGS OF MEMBERS/CLASS OF MEMBERS/BOARD/COMMITTEES OF THE BOARD OF DIRECTORS**

**A. MEMBERS/CLASS /REQUISITIONED/NCLT/COURT CONVENED MEETINGS**

Number of meetings held

1

Type of meeting	Date of meeting	Total Number of Members entitled to attend meeting	Attendance	
			Number of members attended	% of total shareholding
Annual General Meeting	28/07/2023	3,156,583	182	0.61

**B. BOARD MEETINGS**

\*Number of meetings held

5

S. No.	Date of meeting	Total Number of directors associated as on the date of meeting	Attendance	
			Number of directors attended	% of attendance
1	03/05/2023	6	5	83.33
2	05/08/2023	7	6	85.71
3	09/08/2023	7	7	100
4	31/10/2023	7	7	100
5	03/02/2024	7	7	100

**C. COMMITTEE MEETINGS**

Number of meetings held

17

S. No.	Type of meeting	Date of meeting	Total Number of Members as on the date of the meeting	Attendance	
				Number of members attended	% of attendance
1	Audit Committee	03/05/2023	4	4	100
2	Audit Committee	05/08/2023	4	4	100
3	Audit Committee	09/08/2023	4	4	100
4	Audit Committee	31/10/2023	4	4	100
5	Audit Committee	02/02/2024	4	4	100
6	Audit Committee	21/03/2024	4	4	100
7	Nomination and Remuneration Committee	03/05/2023	4	4	100
8	Nomination and Remuneration Committee	31/10/2023	4	4	100

S. No.	Type of meeting	Date of meeting	Total Number of Members as on the date of the meeting	Attendance	
				Number of members attended	% of attendance
9	Stakeholders F	03/05/2023	4	4	100
10	Stakeholders F	09/08/2023	4	4	100

**D. \* ATTENDANCE OF DIRECTORS**

S. No.	Name of the director	Board Meetings			Committee Meetings			Whether attended AGM held on
		Number of Meetings which director was entitled to attend	Number of Meetings attended	% of attendance	Number of Meetings which director was entitled to attend	Number of Meetings attended	% of attendance	
								(Y/N/NA)
1	Shri Sateesh S	5	3	60	0	0	0	
2	Shri Punit Gar	4	4	100	0	0	0	
3	Shri Raja Gop	5	5	100	0	0	0	
4	Shri Vijay Kurr	5	5	100	17	17	100	
5	Smt. Chhaya V	5	5	100	17	17	100	
6	Smt. Manjari A	5	5	100	17	17	100	
7	Shri Ashok Ra	5	5	100	17	17	100	

**X. \* REMUNERATION OF DIRECTORS AND KEY MANAGERIAL PERSONNEL**

☐ Nil

Number of Managing Director, Whole-time Directors and/or Manager whose remuneration details to be entered

1

S. No.	Name	Designation	Gross Salary	Commission	Stock Option/ Sweat equity	Others	Total Amount
1	Shri Ashok Kumar F	Manager	0	0	0	0	0
	Total		0	0	0	0	0

Number of CEO, CFO and Company secretary whose remuneration details to be entered

2

S. No.	Name	Designation	Gross Salary	Commission	Stock Option/ Sweat equity	Others	Total Amount
1	Shri Ashok Kumar F	CFO	6,394,723	0	0	578,126	6,972,849
2	Smt. Ramandeep K	Company Secre	5,440,474	0	0	325,790	5,766,264

S. No.	Name	Designation	Gross Salary	Commission	Stock Option/ Sweat equity	Others	Total Amount
	Total		11,835,197	0	0	903,916	12,739,113

Number of other directors whose remuneration details to be entered

7

S. No.	Name	Designation	Gross Salary	Commission	Stock Option/ Sweat equity	Others	Total Amount
1	Shri Sateesh Seth	Non Executive Dir	0	0	0	120,000	120,000
2	Shri Punit Garg	Non Executive Dir	0	0	0	160,000	160,000
3	Shri Raja Gopal Krc	Non Executive Dir	0	0	0	200,000	200,000
4	Shri Vijay Kumar Sh	Independent Dir	0	0	0	880,000	880,000
5	Smt. Chhaya Virani	Independent Dir	0	0	0	880,000	880,000
6	Smt. Manjari Ashok	Independent Dir	0	0	0	880,000	880,000
7	Shri Ashok Ramasw	Independent Dir	0	0	0	880,000	880,000
	Total		0	0	0	4,000,000	4,000,000

#### XI. MATTERS RELATED TO CERTIFICATION OF COMPLIANCES AND DISCLOSURES

\* A. Whether the company has made compliances and disclosures in respect of applicable provisions of the Companies Act, 2013 during the year ☒ Yes ☐ No

B. If No, give reasons/observations

#### XII. PENALTY AND PUNISHMENT - DETAILS THEREOF

(A) DETAILS OF PENALTIES / PUNISHMENT IMPOSED ON COMPANY/DIRECTORS /OFFICERS ☒ Nil

Name of the company/ directors/ officers	Name of the court/ concerned Authority	Date of Order	Name of the Act and section under which penalised / punished	Details of penalty/ punishment	Details of appeal (if any) including present status

(B) DETAILS OF COMPOUNDING OF OFFENCES ☒ Nil

Name of the company/ directors/ officers	Name of the court/ concerned Authority	Date of Order	Name of the Act and section under which offence committed	Particulars of offence	Amount of compounding (in Rupees)

**XIII. Whether complete list of shareholders, debenture holders has been enclosed as an attachment**

☒ Yes ☐ No

**XIV. COMPLIANCE OF SUB-SECTION (2) OF SECTION 92, IN CASE OF LISTED COMPANIES**

In case of a listed company or a company having paid up share capital of Ten Crore rupees or more or turnover of Fifty Crore rupees or more, details of company secretary in whole time practice certifying the annual return in Form MGT-8.

Name

Ajay Kumar

Whether associate or fellow

☐ Associate ☒ Fellow

Certificate of practice number

2944

**I/We certify that:**

- (a) The return states the facts, as they stood on the date of the closure of the financial year aforesaid correctly and adequately.  
(b) Unless otherwise expressly stated to the contrary elsewhere in this Return, the Company has complied with all the provisions of the Act during the financial year.

**Declaration**

I am Authorised by the Board of Directors of the company vide resolution no. ..

31

dated

19/04/2018

(DD/MM/YYYY) to sign this form and declare that all the requirements of the Companies Act, 2013 and the rules made thereunder in respect of the subject matter of this form and matters incidental thereto have been complied with. I further declare that:

1. Whatever is stated in this form and in the attachments thereto is true, correct and complete and no information material to the subject matter of this form has been suppressed or concealed and is as per the original records maintained by the company.
2. All the required attachments have been completely and legibly attached to this form.

**Note: Attention is also drawn to the provisions of Section 447, section 448 and 449 of the Companies Act, 2013 which provide for punishment for fraud, punishment for false statement and punishment for false evidence respectively.**

**To be digitally signed by**

Director

DIN of the director

00004407

**To be digitally signed by**

☒ Company Secretary

☐ Company secretary in practice

Membership number

9160

Certificate of practice number



**Attachments**

1. List of share holders, debenture holders
2. Approval letter for extension of AGM;
3. Copy of MGT-8;
4. Optional Attachement(s), if any

**Attach****Attach****Attach****Attach****List of attachments****Remove attachment**

Modify

Check Form

Prescrutiny

Submit

**This eForm has been taken on file maintained by the Registrar of Companies through electronic mode and on the basis of statement of correctness given by the company**

## List of Committee Meetings of Reliance Power Limited:

Sr. No.	Type of meeting	Date of meeting	Total Number of Members as on the date of the meeting	Attendance	
				Number of members attended	% of attendance
1	Audit Committee	03/05/2023	4	4	1
2	Audit Committee	05/08/2023	4	4	2
3	Audit Committee	09/08/2023	4	4	3
4	Audit Committee	31/10/2023	4	4	4
5	Audit Committee	02/02/2024	4	4	5
6	Audit Committee	21/03/2024	4	4	6
7	Nomination and Remuneration Committee	03/05/2023	4	4	7
8	Nomination and Remuneration Committee	31/10/2023	4	4	8
9	Stakeholders Relationship Committee	03/05/2023	4	4	9
10	Stakeholders Relationship Committee	09/08/2023	4	4	10
11	Stakeholders Relationship Committee	31/10/2023	4	4	11
12	Stakeholders Relationship Committee	02/02/2024	4	4	12
13	Risk Management Committee	03/05/2023	6	6	13
14	Risk Management Committee	09/08/2023	6	6	14
15	Risk Management Committee	31/10/2023	6	6	15
16	Risk Management Committee	02/02/2024	6	6	16
17	Corporate Social Responsibility and Sustainability Committee	02/02/2024	4	4	100

For Reliance Power Limited

*Deep Kaur*

Ramandeep Kaur  
Company Secretary cum Compliance Officer  
Mem No.: F9160

